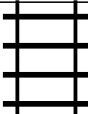









PUZZLE MADNESS

Daily Medium Train Tracks Puzzle for Wednesday 23rd February 2022

4	8	8	4	1	1	3	9	2	2	
										6
										3
										3
										5
										7
										6
										4
										5
										3