











PUZZLE MADNESS

Daily Medium Train Tracks Puzzle for Saturday 14th May 2022

7	5	6	5	7	6	2	4	6	2	
										1
										3
										4
										7
										9
										4
										5
										5
										6
										6