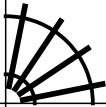

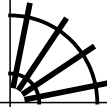



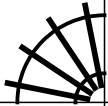
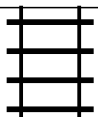





PUZZLE MADNESS

Daily Medium Train Tracks Puzzle for Sunday 15th May 2022

4 9 3 5 4 5 5 2 2 2

										3
										4
										5
										3
										4
										6
										7
										5
										4