



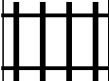










PUZZLE MADNESS

Daily Medium Train Tracks Puzzle for Wednesday 1st June 2022

2	2	3	6	7	6	8	5	3	4	
										4
										4
										4
										8
										6
										5
										3
										4
										5
										3