






PUZZLE MADNESS

Daily Medium Train Tracks Puzzle for Saturday 11th June 2022

| | | | | | | | | | |
|---|---|---|---|---|---|---|---|---|---|
| 2 | 9 | 2 | 4 | 7 | 3 | 3 | 5 | 3 | |
| | | | | | | | | | 4 |
| | | | |  | | | | | 3 |
| | | | | | | | | | 8 |
| | | | | | | | | | 7 |
| | | | | | | | | | 2 |
| | | | | | | | | | 5 |
| | | | | | | | | | 2 |
| | | | | | | | |  | 3 |
| | | | |  | | | | | 4 |