









PUZZLE MADNESS

Daily Medium Train Tracks Puzzle for Monday 13th June 2022

2	3	5	7	2	3	7	4	4	
									3
									6
									6
									5
									4
									4
									3
									1
									5