


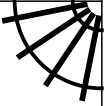
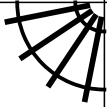





PUZZLE MADNESS

Daily Medium Train Tracks Puzzle for Tuesday 14th June 2022

2 5 8 1 4 5 6 4 2

| | | | | | | | | | |
|--|---|---|--|--|---|--|--|---|---|
| | |  | | | | | | | 1 |
| | | | | | | | | | 1 |
| | | | | | | | | | 4 |
| |  | | | | | | | | 5 |
| | | | | | | | | | 6 |
| | | | | | | | | | 6 |
| | | | | |  | | |  | 6 |
| |  | | | | | | | | 5 |
| | |  | | | | | | | 3 |