

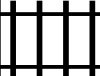







PUZZLE MADNESS

Daily Medium Train Tracks Puzzle for Wednesday 15th June 2022

2	6	6	4	8	8	5	2	1		
										6
										4
										5
										6
										4
										6
										4
										3
										2
										2