

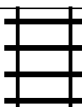
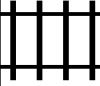








# PUZZLE MADNESS

Daily Medium Train Tracks Puzzle for Saturday 18th June 2022

4	6	4	4	5	7	7	4	1	
									2
									5
									6
									4
									7
									7
									5
									2
									2
									2