




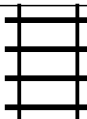




PUZZLE MADNESS

Daily Medium Train Tracks Puzzle for Wednesday 22nd June 2022

| | | | | | | | | | |
|---|---|---|---|---|--|--|---|---|---|
| 4 | 4 | 5 | 3 | 5 | 5 | 6 | 2 | 4 | |
| | | | | |  | | | | 4 |
| | | | | | | | |  | 7 |
| | | | | | | | | | 6 |
| | | |  | | | |  | | 6 |
| | |  | | | | | | | 7 |
| | | | | | | | | | 4 |
| | | | | | | | | | 1 |
| | | | | | | | | | 2 |
| | | | | | |  | | | 1 |