




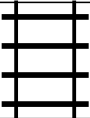
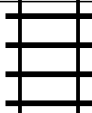




PUZZLE MADNESS

Daily Medium Train Tracks Puzzle for Friday 24th June 2022

2 4 3 7 7 5 2 6 4 2

										2
										4
										6
										4
										4
										6
										7
										5
										4