










PUZZLE MADNESS

Daily Medium Train Tracks Puzzle for Saturday 25th June 2022

7	5	2	3	4	5	6	7	6	1	
										3
										4
										4
										8
										6
										3
										4
										9
										3
										2