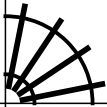

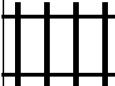


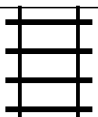




PUZZLE MADNESS

Daily Medium Train Tracks Puzzle for Monday 27th June 2022

2	6	5	4	8	3	2	5	4	
									2
									4
									6
									6
									6
									6
									3
									3
									3