
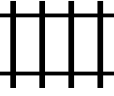
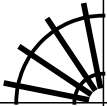

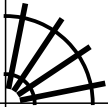
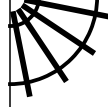

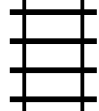




PUZZLE MADNESS

Daily Medium Train Tracks Puzzle for Wednesday 29th June 2022

2 5 3 3 4 4 7 6 3

									2
									3
									7
									3
									5
									8
									6
									2
									1