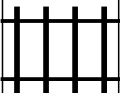
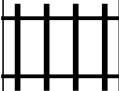


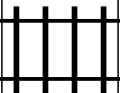







PUZZLE MADNESS

Daily Medium Train Tracks Puzzle for Saturday 16th November 2024

6	4	6	5	4	4	4	5	3	1	
										6
										5
										3
										5
										6
										2
										7
										6
										2