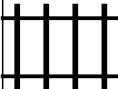






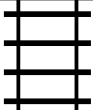




PUZZLE MADNESS

Daily Medium Train Tracks Puzzle for Sunday 16th June 2024

1	6	5	4	4	4	5	8	2	2
									2
									6
									3
									4
									7
									5
									5
									4
									5