
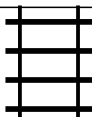
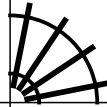










PUZZLE MADNESS

Daily Medium Train Tracks Puzzle for Thursday 20th June 2024

4 6 5 4 4 4 6 4 2 2

										3
										5
										3
										2
										5
										5
										6
										7
										5