












PUZZLE MADNESS

Daily Medium Train Tracks Puzzle for Sunday 15th February 2026

										2
										4
										7
										6
										6
										4
										4
										4
										6
										4