



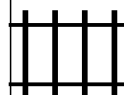





PUZZLE MADNESS

Daily Train Tracks Puzzle for Saturday 25th November 2006

4 6 2 3 6 2 4 6 5 1

										4
										2
										8
										5
										5
										4
										6
										5