
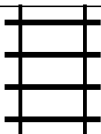

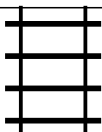




PUZZLE MADNESS

Daily Train Tracks Puzzle for Thursday 26th June 2008

2 6 4 3 4 5 3 2

| | | | | | | | | |
|---|---|--|--|--|---|--|---|---|
| | | | | | | | | 2 |
| | | | | | | | | 5 |
| | | | | | | | | 3 |
| | | | | | | | | 4 |
|  |  | | | | | | | 8 |
| | | | | | | |  | 4 |
| | | | | | | | | 2 |
| | | | | |  | | | 1 |