
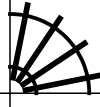


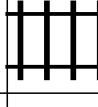




PUZZLE MADNESS

Daily Train Tracks Puzzle for Saturday 13th November 2010

| | | | | | | | |
|--|---|--|--|---|--|---|--|
| | | | | | | | |
| | | | |  | | | |
| | | | | | | | |
| | | | | | | | |
| | | | | | | | |
| | | | |  | |  | |
| | | | | | | | |
| |  | | | | | | |
| | | | | | |  | |
| | | | | | | | |

2 2 6 5 7 4 6

2
3
2
4
3
3
3
3
5
4