









PUZZLE MADNESS

Daily Train Tracks Puzzle for Saturday 18th December 2010

1	3	4	8	7	6	7	6	2	4	
										4
										2
										4
										4
										7
										5
										4
										7
										6
										5