



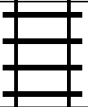

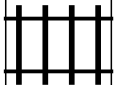




PUZZLE MADNESS

Daily Train Tracks Puzzle for Saturday 13th March 2010

| | | | | | | | | | |
|---|---|---|---|---|---|--|---|---|---|
| 5 | 6 | 7 | 4 | 3 | 3 | 5 | 7 | 1 | |
| | | | | | | |  | | 5 |
| | | | | | | | | | 4 |
| | | | | | | | | | 5 |
|  | |  | | | | | | | 3 |
| | | |  | | | | | | 5 |
| | | | | | |  | |  | 4 |
| | | | | | | | | | 4 |
| | | | | | | | | | 2 |
| | | | | | | | | | 3 |
| | | |  | | | | | | 6 |