
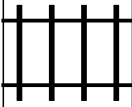

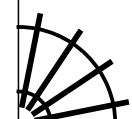




PUZZLE MADNESS

Daily Train Tracks Puzzle for Thursday 20th January 2011

| | | | | | | |
|---|---|---|---|---|---|---|
| 2 | 5 | 4 | 7 | 2 | 2 | |
| | | |  | | | 1 |
| | | | | | | 1 |
| | | | | | | 3 |
| | | | | | | 5 |
| | |  | | | | 3 |
|  | | | | | | 4 |
| | | | | | | 2 |
| | | |  | | | 3 |