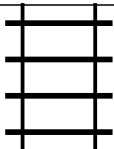
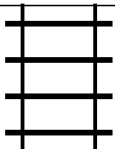





PUZZLE MADNESS

Daily Train Tracks Puzzle for Friday 23rd December 2011

2 6 3 4 2 3 3

| | | | | | | | |
|--|---|--|--|--|---|---|---|
| | | | | |  | | 4 |
| | | | | | | | 4 |
| |  | | | | | | 1 |
| | | | | | |  | 2 |
| | | | | | | | 3 |
| | | | | | | | 7 |
| | | | | | | | 2 |