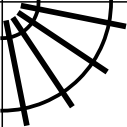

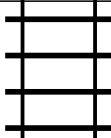
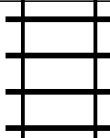




PUZZLE MADNESS

Daily Train Tracks Puzzle for Saturday 26th February 2011

3 5 1 2 2 2 4 3

| | | | | | | | | |
|--|---|--|--|--|--|---|--|---|
| | | | | | | | | 3 |
| |  | | | | | | | 6 |
| | | | | |  | | | 5 |
| | | | | | | | | 3 |
| | | | | | | | | 3 |
| |  | | | | |  | | 2 |