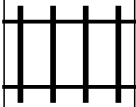


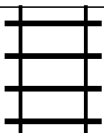




PUZZLE MADNESS

Daily Train Tracks Puzzle for Saturday 16th April 2011

2 3 2 4 2 4 2 3 3

| | | | | | | | | | |
|---|--|--|---|--|---|--|---|--|---|
| | | | | | | | | | 5 |
| | | | | | | | | | 7 |
| | | | | | | | | | 2 |
| | | | | | | |  | | 6 |
|  | | | | |  | | | | 4 |
| | | |  | | | | | | 1 |