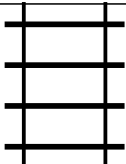
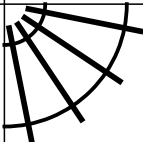
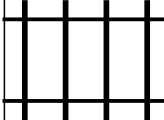




PUZZLE MADNESS

Daily Train Tracks Puzzle for Wednesday 20th April 2011

2 3 6 3 4 1 1

| | | | | | | | |
|--|---|--|--|--|--|---|---|
| | | | |  | | | 3 |
| |  | | | | | | 5 |
| | | | | | | | 3 |
| | | | | | |  | 4 |
| | | | | | | | 3 |
| | | | | | | | 2 |