









PUZZLE MADNESS

Daily Train Tracks Puzzle for Saturday 18th June 2011

2	2	7	6	7	7	4	5	2	
									2
									3
									3
									5
									6
									6
									4
									5
									4
									4