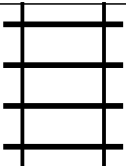

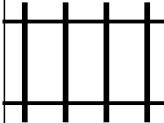




PUZZLE MADNESS

Daily Train Tracks Puzzle for Thursday 9th June 2011

2 5 5 3 1 2 1

| | | | | | | | |
|---|--|--|--|--|--|---|---|
| | |  | | | | | 1 |
| | | | | | | | 2 |
| | | | | | | | 3 |
| | | | | | | | 4 |
|  | | | | | |  | 4 |
| | | | | | | | 5 |