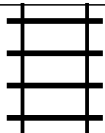






PUZZLE MADNESS

Daily Train Tracks Puzzle for Wednesday 21st November 2012

| | | | | | | | |
|---|---|---|---|---|---|--|---|
| 3 | 7 | 3 | 4 | 4 | 2 | 3 | |
| | | | | | |  | 3 |
| | | | | | | | 6 |
| | | | | | | | 5 |
| | | | | | | | 3 |
| | | | | | | | 2 |
| | | | | | | | 1 |
| |  | | | | | | 2 |
| | | | |  | | | 4 |