

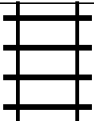







PUZZLE MADNESS

Daily Train Tracks Puzzle for Sunday 30th December 2012

4 6 4 2 1 2 4 7 4 3

										4
										4
										4
										7
										3
										4
										6
										5