



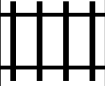







PUZZLE MADNESS

Daily Train Tracks Puzzle for Friday 24th February 2012

| | | | | | | | | | | |
|---|---|---|---|---|---|---|--|---|---|---|
| 1 | 1 | 2 | 5 | 6 | 5 | 7 | 7 | 7 | 6 | |
| | | | | | | | | | | 2 |
| | | | | | | |  | | | 5 |
| | | | | |  |  | | |  | 7 |
|  | | | | | | | | | | 6 |
| | | | | | |  | | | | 3 |
| | | | | | | | | | | 6 |
| | | | | | | | | | | 5 |
| | | | | | | | | | | 4 |
| | | | | | | | | |  | 4 |
| | | | |  | | | | | | 5 |