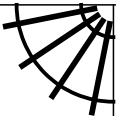


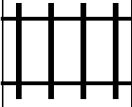




PUZZLE MADNESS

Daily Train Tracks Puzzle for Saturday 30th June 2012

2	6	8	3	3	1	
						2
						3
						2
						3
						3
						4
						3
						3