
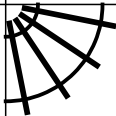





PUZZLE MADNESS

Daily Train Tracks Puzzle for Saturday 15th June 2013

5 4 3 4 2 4

						2
						4
						4
						2
						2
						4
						3
						1