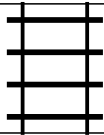
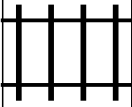
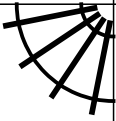
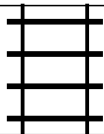




PUZZLE MADNESS

Daily Train Tracks Puzzle for Saturday 29th June 2013

4 3 7 5 4 1

| | | | | | | |
|--|--|---|---|--|---|---|
| | |  | | | | 1 |
| | | | | | | 1 |
| | | | | |  | 4 |
| | | |  | | | 5 |
| | | | | | | 2 |
| | | | | | | 5 |
| | |  | | | | 4 |
| | | | | | | 2 |