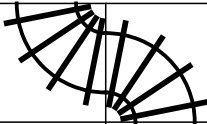







PUZZLE MADNESS

Daily Train Tracks Puzzle for Tuesday 30th December 2014

2 4 5 5 3 2 2 3 3 3

| | | | | | | | | | |
|---|--|--|--|--|---|--|---|--|---|
| | | | | | | |  | | 4 |
| | | | | | | | | | 5 |
| | | | | | | | | | 7 |
| | | | | | | |  | | 4 |
|  | | | | | | | | | 4 |
| | | | | | | | | | 4 |
| | | | | |  | | | | 4 |