

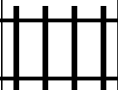








PUZZLE MADNESS

Daily Train Tracks Puzzle for Friday 21st February 2014

| | | | | | | | | | |
|---|---|--|---|---|--|---|---|---|---|
| 4 | 7 | 5 | 5 | 5 | 5 | 4 | 2 | 1 | |
| | |  | | |  | | | | 4 |
| | | | | | | | | | 6 |
| | | | |  | | | | | 6 |
| | | | | | | | | | 2 |
| | | | | | | | | | 2 |
| | | | | | | | | | 1 |
| | | | | | | |  | | 6 |
| | | | |  | | | |  | 9 |
| | | | |  | | | | | 2 |