
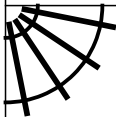
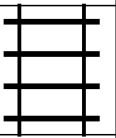




PUZZLE MADNESS

Daily Train Tracks Puzzle for Tuesday 24th June 2014

4	3	4	8	1	3	3	
							2
							3
							2
							4
							3
							4
							4
							4