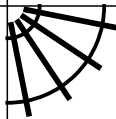
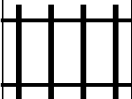






PUZZLE MADNESS

Daily Train Tracks Puzzle for Sunday 20th July 2014

2 4 6 6 3 3

| | | | | | | |
|--|--|---|--|--|---|---|
| | | | | | | 2 |
| | |  | | | | 4 |
| | | | | |  | 6 |
| | | | | | | 2 |
| | | | | | | 2 |
| | | | | |  | 3 |
| | | | |  | | 3 |
| | | | | | | 2 |