







PUZZLE MADNESS

Daily Train Tracks Puzzle for Tuesday 22nd July 2014

2 8 2 7 2 6 3 3

| | | | | | | | | |
|---|---|--|---|--|--|--|--|---|
| | |  | | | | | | 5 |
| | | | | | | | | 2 |
| | | | | | | | | 4 |
| | | | | | | | | 5 |
| | | |  | | | | | 5 |
| | | | | | | | | 4 |
| | | | | | | | | 3 |
|  | | | | | | | | 2 |
| |  | | | | | | | 3 |