

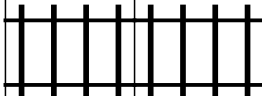
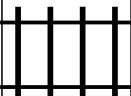




# PUZZLE MADNESS

Daily Train Tracks Puzzle for Sunday 11th January 2015

|   |   |   |   |  |   |   |   |   |
|---|---|---|---|--|---|---|---|---|
| 1   | 1 | 4 | 3 | 4  | 7 | 4 | 6   |   |
|   |   |   |   |    |   |   |   | 3 |
|   |   |   |   |  |   |   |  | 5 |
|   |   |   |   |  |   |   |   | 6 |
|  |   |   |   |  |   |   |   | 7 |
|   |   |   |   |  |   |   |   | 2 |
|   |   |   |   |  |   |   |   | 2 |
|   |   |   |   |  |   |   |   | 3 |
|   |   |   |   |  |   |   |   | 2 |