

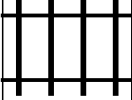
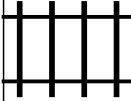





PUZZLE MADNESS

Daily Train Tracks Puzzle for Saturday 14th November 2015

3 6 4 5 3 3

						1
						2
						1
						6
						3
						4
						5
						2