


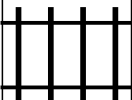
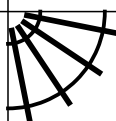





PUZZLE MADNESS

Daily Train Tracks Puzzle for Saturday 19th December 2015

1 5 2 2 5 6 6 4 3

									2
									6
									6
									4
									4
									5
									4
									3