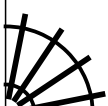



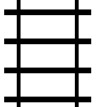
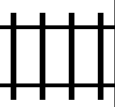
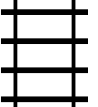




PUZZLE MADNESS

Daily Train Tracks Puzzle for Saturday 28th February 2015

										2
										6
										6
										6
										5
										4
										3
										4
										1