


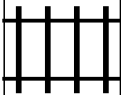




PUZZLE MADNESS

Daily Train Tracks Puzzle for Monday 13th April 2015

4 3 7 4 3 3 4 4 5

| | | | | | | | | | |
|---|--|--|---|--|--|--|--|--|---|
| | | | | | | | | | 2 |
|  | | | | | | | | | 3 |
| | | | | | | | | | 4 |
|  | | | | | | | | | 6 |
| | | | | | | | | | 7 |
| | | | | | | | | | 4 |
| | | | | | | | | | 4 |
| | | |  | | | | | | 4 |
| | | | | | |  | | | 3 |