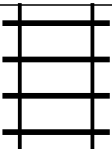
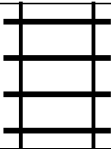
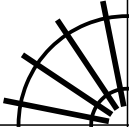
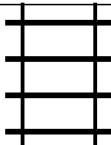




PUZZLE MADNESS

Daily Train Tracks Puzzle for Monday 20th April 2015

4 3 3 3 2 5 4

| | | | | | | | |
|--|---|--|--|--|--|---|---|
| | |  | | | | | 3 |
| | | | | | | | 7 |
| | | | | | |  | 3 |
| |  | | | | | | 5 |
| | | | | | | | 4 |
| | | | | | | | 1 |
| | | | | |  | | 1 |