

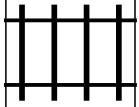





PUZZLE MADNESS

Daily Train Tracks Puzzle for Monday 18th May 2015

| | | | | | | | |
|---|---|---|---|---|---|---|---|
| 2 | 4 | 4 | 4 | 5 | 1 | 6 | |
| | | | |  | | | 2 |
| | | | | | |  | 3 |
| | | |  | | | | 5 |
| | | | | | | | 2 |
| | | | | | | | 3 |
| | | | | | | | 4 |
| | | | |  | | | 4 |
| | | | | | | | 3 |