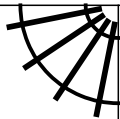

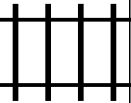





PUZZLE MADNESS

Daily Train Tracks Puzzle for Friday 12th June 2015

1 4 2 5 4 3 3 4 3

| | | | | | | | | | | |
|---|--|--|--|--|--|--|---|--|--|---|
| |  | | | | | | | | | 3 |
| | | | | | | |  | | | 4 |
| | | | | | | | | | | 4 |
| | | | | | | | | | | 5 |
| | | | | | | | | | | 4 |
|  | | | | | | | | | | 6 |
| | | | | | |  | | | | 3 |