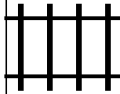
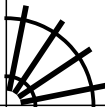
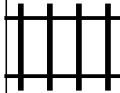





# PUZZLE MADNESS

Daily Train Tracks Puzzle for Friday 19th June 2015

|   |  |  |  |   |  |   |
|---|--|--|--|---|--|---|
|   |  |  |  |   |  | 3 |
|  |  |  |  |   |  | 5 |
|   |  |  |  |   |  | 1 |
|   |  |  |  |   |  | 1 |
|   |  |  |  |   |  | 2 |
|  |  |  |  |   |  | 3 |
|   |  |  |  |  |  | 3 |
|   |  |  |  |   |  | 4 |
|   |  |  |  |   |  | 3 |